


Social and scientific life

The **Czech Biolmaging annual conference** took place in Hustopeče in September 2024. Our work was represented by several users and we thank them all for very nice presentations! The next CzBi conference will take place in Brno 17-19 Sep 2025 and we invite you to join us this time too!



The EM team of IMCF at the conference with two **recently joined members** Daniela Popelková and Eva Ďurinová

Pro tip: Follow us at and so you don't miss any of our events.

31st October 2024



Tip: When planning some imaging on 31st October, we advise you to be prepared to encounter various non-human entities operating the microscopes.




New high-pressure freezer for EM

The **Leica EM ICE high-pressure freezer** was installed in our lab and is ready for the users! High-pressure freezing is an excellent method for sample fixation in electron microscopy, especially when you aim to observe the tiniest details in the cell ultrastructure.

New equipment for EM and OM!



Lattice Light Sheet launch party



21st January 2025

Okay, not exactly a party but a nice and fruitful meeting was organized around the launch of our new light microscopy equipment. Book it now to check its power! **Lattice Light Sheet 7** is ready for you.



Pro tip: You can find many useful manuals to our equipment and safety information directly in our Calpendo booking system.

Bright colors on the screens during FNOB course

The light microscopy section shone bright again! The **FLIM - not only for biologists** - course was a blast and we are grateful for all the amazing participants and speakers. Thumbs up to the organizing team.

IMCF publication tip:


JOURNAL OF MEDICAL VIROLOGY

RESEARCH ARTICLE | Open Access |

BK Polyomavirus Infection of Bladder Microvascular Endothelial Cells Leads to the Activation of the cGAS-STING Pathway

Kateřina Bruřtikov, Boris Ryabchenko, David Liebl, Lenka Hornkov, Jiřka Forstov, Sandra Huřfano

First published: 02 November 2024 | <https://doi.org/10.1002/jmv.70038>



November 2024

Did you know? We are part of the Czech BioImaging and Euro BioImaging infrastructures. Check their web pages for updates on funding and events!



Upcoming events:

IMCF Invites you to
Cryo-Imaging of Biological Samples
Practical course
7 – 9 April, 2025

REGISTRATION

Hot cryo-EM news

The registration for the **Cryo-EM workshop** is open! (Until 10th March). Scan the QR code to get to more information. We are looking forward to see you in our EM labs!

More info on our webpage:



<https://imcf.natur.cuni.cz>

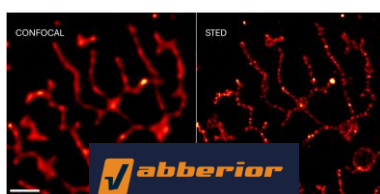
More courses at IMCF in 2025:

- Microscopy of Molecular Motion in Living Cells - Spring 2025
- Python for Analysis and Processing of Images - October 2025
- 3D-CLEM: Imaging function and ultrastructure - November 2025

Save the date for **Microscopy, Cytometry & Cookies** ... IMCF News & Launch of Infinity Line microscope

We invite all our users and microscopy enthusiasts to join our double event on 19th March. We start with the **facility user meeting and discussion** (incl. coffee break and cookies) and continue with the **launch** of another of our new OM equipment – **Abberior Infinity Line microscope**.

19th March 2025 at 9:00, Biocev



Everyone is invited!



Please register here

Conference tip:

CSMS
Annual conference
MIKROSKOPIE
Liberec
19-21 May

Contact: eva.durinova@natur.cuni.cz

Tip at the end of the page:

Join the Picture of the Month competition! Any user of the CzBi node facilities (us including) can participate in the contest. The reward is eternal fame and also possibly some financial prizes.